

# Teacher Notes

## How to Use This Resource

Use these warm ups at the start of your literacy block. Choose 2-3 cards. They can be from different categories too. Remember, these are all done orally. Nothing to print or display to the class.

Other uses could be at the start of small group time, morning meeting, or after read aloud time.

Each card has a number that corresponds to the type of skill you are practicing.

I liked printing each category on different colored cardstock. You could also use colored paper and laminate for extra durability.

You could attach the entire set with a ring for easy use.

Once you see the type of instructions, you might feel inspired to add your own words to the warm up!



# Phonological Awareness Warm-Ups

# Welcome



The Literacy  
**GARDEN**  
www.TheLiteracyGarden.com



Hi! It's Alison. It's an honor that you chose this resource to enhance your classroom instruction.

These **3 free resources** are available exclusively on my blog as a **thank-you gift**.



Grab my  
**FREE**  
Character  
Traits Mini  
Unit

Ooh...!  
Need This!



Get our  
Spelling  
Worksheets  
for ANY List

Yes! I Want  
This too!



Plant Study Resources  
5 Engaging Activities

- Bee Pollination Simulation
- Seed Dispersal Project
- Seed Dissection Lab
- Part of a Flower Diagram
- Plant Parts We Eat Identification

Grab These  
Activities!

Click on the ones you want and it will take you there.

## ENGAGE AND ELEVATE

Discover engaging and interactive methods that captivate students' imagination while meeting educational standards. Watch your students thrive academically and creatively with The Literacy Garden!





# Thank You!

Hi Friend!

Thank you so much for your purchase and for supporting my store! I hope you enjoy this resource and find it useful with your students.

My name is Alison Monk.. My passion is to support teachers like you who are making a difference each day in the lives of others. I love to create engaging resources that are research based and standards driven. I have over 30 years teaching experience at the elementary level and an Advanced Certification in Literacy.

## Let's Stay Connected!

I would love to stay in touch and encourage you with more tips, ideas, and free resources.

Visit my  
**BLOG!**



Subscribers have access to exclusive freebies and weekly teaching tips.

Follow on  
**TpT**



Get updates and deals on new resources

Follow on  
**INSTAGRAM**



Catch a glimpse of my passions, adventures, and fabulous finds!

Send me an  
**EMAIL**



If you have a product you'd love to see or any questions, I'd love to hear from you!

Follow on  
**PINTEREST**



I have over 100 Educational Boards to inspire you!



*Wishing you the best!*

*Alison*



Word Level

How Many Words In a Sentence?

Phonological Awareness Warm-Ups



Word Level

Compound Words

Phonological Awareness Warm-Ups



Word Level

Rhyming

Phonological Awareness Warm-Ups



Syllables

Blending & Segmenting

Phonological Awareness Warm-Ups



Use these title cards to separate the types of activities



Phonological Level

Onset – Rime

Phonological Awareness Warm-Ups



Phonemic Level

Phoneme Manipulation

Phonological Awareness Warm-Ups



Grab & Go

Warm-Ups

Phonological Awareness Warm-Ups



Phonological Awareness Warm-Ups



Use these title cards to separate the types of activities

○ **Teacher:** Repeat this sentence after me.   
"I have two sisters."

Hold up your fingers to show how many words are in this sentence. [4]



**Teacher:** Repeat this sentence after me.

"Josh likes to play soccer."

Hold up your fingers to show how many words are in this sentence. [5]

*Phonological Awareness Warm-Ups*



○ **Teacher:** Repeat this sentence after me.   
"We can tie our shoes."

Hold up your fingers to show how many words are in this sentence. [5]




**Teacher:** Repeat this sentence after me.

"Mom made some cookies."

Hold up your fingers to show how many words are in this sentence. [4]

*Phonological Awareness Warm-Ups*



○ **Teacher:** Repeat this sentence after me.   
"My friend loves to draw."

Hold up your fingers to show how many words are in this sentence. [5]




**Teacher:** Repeat this sentence after me.

"Can you help?"

Hold up your fingers to show how many words are in this sentence. [3]

*Phonological Awareness Warm-Ups*



○ **Teacher:** Repeat this sentence after me.   
"Do you know where the teacher is?"

Hold up your fingers to show how many words are in this sentence. [7]



**Teacher:** Repeat this sentence after me.

"Josh likes to play soccer."

Hold up your fingers to show how many words are in this sentence. [5]

*Phonological Awareness Warm-Ups*





Teacher: Repeat this sentence after me.



**"My turtle's name is Theo."**

Hold up your fingers to show how many words are in this sentence. [4]



Teacher: Repeat this sentence after me.

**"The principal came to visit us."**

Hold up your fingers to show how many words are in this sentence. [6]

*Phonological Awareness Warm-Ups*



Teacher: Repeat this sentence after me.



**"No mustard on mine, please!"**

Hold up your fingers to show how many words are in this sentence. [5]



Teacher: Repeat this sentence after me.

**"Can Marcus play after school?"**

Hold up your fingers to show how many words are in this sentence. [5]

*Phonological Awareness Warm-Ups*



Teacher: Repeat this sentence after me.



**"They went to the park."**

Hold up your fingers to show how many words are in this sentence. [5]



Teacher: Repeat this sentence after me.

**"I like carrots and celery sticks."**

Hold up your fingers to show how many words are in this sentence. [6]

*Phonological Awareness Warm-Ups*



Teacher: Repeat this sentence after me.



**"Bryson is my best friend."**

Hold up your fingers to show how many words are in this sentence. [5]




Teacher: Repeat this sentence after me.

**"I have popcorn for my snack."**

Hold up your fingers to show how many words are in this sentence. [6]

*Phonological Awareness Warm-Ups*



○ **Teacher:** I'm going to say two words. When I clap, you put the words together. 

**"foot" "ball"**




**Teacher:** I'm going to say two words. When I clap, you put the words together.

**"lady" "bug"**

*Phonological Awareness Warm-Ups*



○ **Teacher:** I'm going to say two words. When I clap, you put the words together. 

**"grape" "fruit"**




**Teacher:** I'm going to say two words. When I clap, you put the words together.

**"sea" "shell"**

*Phonological Awareness Warm-Ups*



○ **Teacher:** I'm going to say two words. When I clap, you put the words together. 

**"play" "ground"**




**Teacher:** I'm going to say two words. When I clap, you put the words together.

**"snow" "man"**

*Phonological Awareness Warm-Ups*



○ **Teacher:** I'm going to say two words. When I clap, you put the words together. 

**"side" "walk"**




**Teacher:** I'm going to say two words. When I clap, you put the words together.

**"bath" "tub"**

*Phonological Awareness Warm-Ups*



○ **Teacher:** I'm going to say two words. When I clap, you put the words together. 


**"bird" "house"**

●●●●●●●●●●●●●●●●

**Teacher:** I'm going to say two words. When I clap, you put the words together.

**"straw" "berry"**

*Phonological Awareness Warm-Ups* 

○ **Teacher:** I'm going to say two words. When I clap, you put the words together. 


**"jelly" "fish"**

●●●●●●●●●●●●●●●●

**Teacher:** I'm going to say two words. When I clap, you put the words together.

**"sub" "way"**

*Phonological Awareness Warm-Ups* 

○ **Teacher:** I'm going to say two words. When I clap, you put the words together. 


**"left" "overs"**

●●●●●●●●●●●●●●●●

**Teacher:** I'm going to say two words. When I clap, you put the words together.

**"moon" "light"**

*Phonological Awareness Warm-Ups* 

○ **Teacher:** I'm going to say two words. When I clap, you put the words together. 


**"motor" "cycle"**

●●●●●●●●●●●●●●●●

**Teacher:** I'm going to say two words. When I clap, you put the words together.

**"touch" "down"**

*Phonological Awareness Warm-Ups* 


○ **Teacher:** I'm going to say a word. When I turn over each of my hands, tell me the two parts. 

**"cupcake"**  
●●●●●●●●●●●●●●●●●●●●

**Teacher:** I'm going to say a word. When I turn over each of my hands, tell me the two parts.

**"upstairs"**

*Phonological Awareness Warm-Ups* 


○ **Teacher:** I'm going to say a word. When I turn over each of my hands, tell me the two parts. 

**"fireplace"**  
●●●●●●●●●●●●●●●●●●●●

**Teacher:** I'm going to say a word. When I turn over each of my hands, tell me the two parts.

**"quarterback"**

*Phonological Awareness Warm-Ups* 


○ **Teacher:** I'm going to say a word. When I turn over each of my hands, tell me the two parts. 

**"baseball"**  
●●●●●●●●●●●●●●●●●●●●

**Teacher:** I'm going to say a word. When I turn over each of my hands, tell me the two parts.

**"sailboat"**

*Phonological Awareness Warm-Ups* 


○ **Teacher:** I'm going to say a word. When I turn over each of my hands, tell me the two parts. 

**"toothbrush"**  
●●●●●●●●●●●●●●●●●●●●

**Teacher:** I'm going to say a word. When I turn over each of my hands, tell me the two parts.

**"thunderstorm"**

*Phonological Awareness Warm-Ups* 

**Teacher:** I'm going to say a word. When I turn over each of my hands, tell me the two parts. 


**"strawberry"**



**Teacher:** I'm going to say a word. When I turn over each of my hands, tell me the two parts.

**"bulldog"**

*Phonological Awareness Warm-Ups* 

**Teacher:** I'm going to say a word. When I turn over each of my hands, tell me the two parts. 


**"softball"**



**Teacher:** I'm going to say a word. When I turn over each of my hands, tell me the two parts.

**"bedroom"**

*Phonological Awareness Warm-Ups* 

**Teacher:** I'm going to say a word. When I turn over each of my hands, tell me the two parts. 


**"baseball"**



**Teacher:** I'm going to say a word. When I turn over each of my hands, tell me the two parts.

**"sailboat"**

*Phonological Awareness Warm-Ups* 

**Teacher:** I'm going to say a word. When I turn over each of my hands, tell me the two parts. 

**"headset"**



**Teacher:** I'm going to say a word. When I turn over each of my hands, tell me the two parts.

**"applesauce"**

*Phonological Awareness Warm-Ups* 



Teacher: "I'm going to say 3 words. Which one doesn't rhyme with the others?"



"pen men pig"  
.....

Teacher: "I'm going to say 3 words. Which one doesn't rhyme with the others?"

"blue shoe shout"

*Phonological Awareness Warm-Ups*



Teacher: "I'm going to say 3 words. Which one doesn't rhyme with the others?"



"wing will sing"  
.....

Teacher: "I'm going to say 3 words. Which one doesn't rhyme with the others?"

"chess cheese mess"

*Phonological Awareness Warm-Ups*



Teacher: "I'm going to say 3 words. Which one doesn't rhyme with the others?"



"glue glove dove"  
.....

Teacher: "I'm going to say 3 words. Which one doesn't rhyme with the others?"

"hole head bread"

*Phonological Awareness Warm-Ups*



Teacher: "I'm going to say 3 words. Which one doesn't rhyme with the others?"



"eight skate skip"  
.....

Teacher: "I'm going to say 3 words. Which one doesn't rhyme with the others?"

"nose news toes"

*Phonological Awareness Warm-Ups*





Teacher: "I'm going to say 3 words. Which one doesn't rhyme with the others?"

"stray straight gate"



Teacher: "I'm going to say 3 words. Which one doesn't rhyme with the others?"

"fill flop still"

*Phonological Awareness Warm-Ups*



Teacher: "I'm going to say 3 words. Which one doesn't rhyme with the others?"

"choose shoes chose"



Teacher: "I'm going to say 3 words. Which one doesn't rhyme with the others?"

"jump jelly belly"

*Phonological Awareness Warm-Ups*



Teacher: "I'm going to say 3 words. Which one doesn't rhyme with the others?"

"bear bark fair"



Teacher: "I'm going to say 3 words. Which one doesn't rhyme with the others?"

"needs feeds treats"

*Phonological Awareness Warm-Ups*



Teacher: "I'm going to say 3 words. Which one doesn't rhyme with the others?"

"sticks stones phones"



Teacher: "I'm going to say 3 words. Which one doesn't rhyme with the others?"

"hero Pluto zero"

*Phonological Awareness Warm-Ups*



Print on color #3



Teacher: "Tell me a word that rhymes with:

"pen"



Teacher: "Tell me a word that rhymes with:

"feed"



*Phonological Awareness Warm-Ups*



Teacher: "Tell me a word that rhymes with:

"hen"



Teacher: "Tell me a word that rhymes with:

"feet"



*Phonological Awareness Warm-Ups*



Teacher: "Tell me a word that rhymes with:

"growl"



Teacher: "Tell me a word that rhymes with:

"blew"



*Phonological Awareness Warm-Ups*



Teacher: "Tell me a word that rhymes with:

"wish"



Teacher: "Tell me a word that rhymes with:

"red"



*Phonological Awareness Warm-Ups*



Print on color #3



Teacher: "Tell me a word that rhymes with:

"choose"



Teacher: "Tell me a word that rhymes with:

"hook"



*Phonological Awareness Warm-Ups*



Teacher: "Tell me a word that rhymes with:

"tide"



Teacher: "Tell me a word that rhymes with:

"hawk"



*Phonological Awareness Warm-Ups*



Teacher: "Tell me a word that rhymes with:

"please"



Teacher: "Tell me a word that rhymes with:

"lump"



*Phonological Awareness Warm-Ups*



Teacher: "Tell me a word that rhymes with:

"pack"



Teacher: "Tell me a word that rhymes with:

"poke"



*Phonological Awareness Warm-Ups*



Print on color #3



**Teacher:** I'm going to say two parts of a word.  
When I clap, you put the two parts together.

**"nap" "kin"**  
●●●●●●●●●●●●●●●●

**Teacher:** I'm going to say two parts of a word.  
When I clap, you put the two parts together.

**"ca" "bin"**

*Phonological Awareness Warm-Ups*



**Teacher:** I'm going to say two parts of a word.  
When I clap, you put the two parts together.

**"be" "gin"**  
●●●●●●●●●●●●●●●●

**Teacher:** I'm going to say two parts of a word.  
When I clap, you put the two parts together.

**"pi" "lot"**

*Phonological Awareness Warm-Ups*



**Teacher:** I'm going to say two parts of a word.  
When I clap, you put the two parts together.

**"bas ket"**  
●●●●●●●●●●●●●●●●

**Teacher:** I'm going to say two parts of a word.  
When I clap, you put the two parts together.

**"hap" "py"**

*Phonological Awareness Warm-Ups*



**Teacher:** I'm going to say two parts of a word.  
When I clap, you put the two parts together.

**"pump" "kin"**  
●●●●●●●●●●●●●●●●

**Teacher:** I'm going to say two parts of a word.  
When I clap, you put the two parts together.

**"mu" "sic"**

*Phonological Awareness Warm-Ups*







**Teacher:** Today we are going to segment a word into two parts. I'll say a word. When I open my hands, tell me the two parts (syllables).

**"purple"**



**Teacher:** Today we are going to segment a word into two parts. I'll say a word. When I open my hands, tell me the two parts.

**"open"**

*Phonological Awareness Warm-Ups*



**Teacher:** Today we are going to segment a word into two parts. I'll say a word. When I open my hands, tell me the two parts (syllables).

**"circle"**



**Teacher:** Today we are going to segment a word into two parts. I'll say a word. When I open my hands, tell me the two parts.

**"thirsty"**

*Phonological Awareness Warm-Ups*



**Teacher:** Today we are going to segment a word into two parts. I'll say a word. When I open my hands, tell me the two parts (syllables).

**"fancy"**



**Teacher:** Today we are going to segment a word into two parts. I'll say a word. When I open my hands, tell me the two parts (syllables).

**"lizard"**

*Phonological Awareness Warm-Ups*



**Teacher:** Today we are going to segment a word into two parts. I'll say a word. When I open my hands, tell me the two parts (syllables).

**"forget"**



**Teacher:** Today we are going to segment a word into two parts. I'll say a word. When I open my hands, tell me the two parts (syllables).

**"believe"**

*Phonological Awareness Warm-Ups*





**Teacher:** Today we are going to segment a word into two parts. I'll say a word. When I open my hands, tell me the two parts (syllables).

**"elbow"**



**Teacher:** Today we are going to segment a word into two parts. I'll say a word. When I open my hands, tell me the two parts (syllables).

**"plastic"**



*Phonological Awareness Warm-Ups*



**Teacher:** Today we are going to segment a word into two parts. I'll say a word. When I open my hands, tell me the two (syllables).

**"bucket"**



**Teacher:** Today we are going to segment a word into two parts. I'll say a word. When I open my hands, tell me the two parts (syllables).

**"clever"**



*Phonological Awareness Warm-Ups*



**Teacher:** Today we are going to segment a word into two parts. I'll say a word. When I open my hands, tell me the two (syllables).

**"climate"**



**Teacher:** Today we are going to segment a word into two parts. I'll say a word. When I open my hands, tell me the two parts (syllables).

**"lettuce"**



*Phonological Awareness Warm-Ups*



**Teacher:** Today we are going to segment a word into two parts. I'll say a word. When I open my hands, tell me the two parts (syllables).

**"river"**



**Teacher:** Today we are going to segment a word into two parts. I'll say a word. When I open my hands, tell me the two parts (syllables).

**"forest"**



*Phonological Awareness Warm-Ups*



○ **Teacher:** I'm going to say a word with 3 syllables.  
I want you to separate the syllables.



**"subtraction"**



**Teacher:** I'm going to say a word with 3 syllables.  
I want you to separate the syllables.

**"elephant"**

*Phonological Awareness Warm-Ups*



○ **Teacher:** I'm going to say a word with 3 syllables.  
I want you to separate the syllables.



**"fantastic"**



**Teacher:** I'm going to say a word with 3 syllables.  
I want you to separate the syllables.

**"amazing"**

*Phonological Awareness Warm-Ups*



○ **Teacher:** I'm going to say a word with 3 syllables.  
I want you to separate the syllables.



**"bakery"**



**Teacher:** I'm going to say a word with 3 syllables.  
I want you to separate the syllables.

**"oxygen"**

*Phonological Awareness Warm-Ups*



○ **Teacher:** I'm going to say a word with 3 syllables.  
I want you to separate the syllables.



**"slippery"**



**Teacher:** I'm going to say a word with 3 syllables.  
I want you to separate the syllables.

**"mosquito"**

*Phonological Awareness Warm-Ups*



○ **Teacher:** I'm going to say a word with 4 syllables.  
I want you to separate the syllables.



**"invisible"**



**Teacher:** I'm going to say a word with 3 syllables.  
I want you to separate the syllables.

**"calculator"**

*Phonological Awareness Warm-Ups*



○ **Teacher:** I'm going to say a word with 4 syllables.  
I want you to separate the syllables.



**"supersonic"**



**Teacher:** I'm going to say a word with 3 syllables.  
I want you to separate the syllables.

**"intelligent"**

*Phonological Awareness Warm-Ups*



○ **Teacher:** I'm going to say a word with 4 syllables.  
I want you to separate the syllables.



**"America"**



**Teacher:** I'm going to say a word with 3 syllables.  
I want you to separate the syllables.

**"watermelon"**

*Phonological Awareness Warm-Ups*



○ **Teacher:** I'm going to say a word with 4 syllables.  
I want you to separate the syllables.



**"avocado"**



**Teacher:** I'm going to say a word with 3 syllables.  
I want you to separate the syllables.

**"caterpillar"**

*Phonological Awareness Warm-Ups*



**Teacher:** I'm going to say a word with 2 parts.  
Put the parts together to make a word.



**/d/ + ad =**

.....

**Teacher:** I'm going to say a word with 2 parts.  
Put the parts together to make a word.

**/k/ + ite =**

*Phonological Awareness Warm-Ups*



**Teacher:** I'm going to say a word with 2 parts.  
Put the parts together to make a word.



**/p/ + each =**

.....

**Teacher:** I'm going to say a word with 2 parts.  
Put the parts together to make a word.

**/z/ + one =**

*Phonological Awareness Warm-Ups*



**Teacher:** I'm going to say a word with 2 parts.  
Put the parts together to make a word.



**/b/ + ike =**

.....

**Teacher:** I'm going to say a word with 2 parts.  
Put the parts together to make a word.

**/r/ + oad =**

*Phonological Awareness Warm-Ups*



**Teacher:** I'm going to say a word with 2 parts.  
Put the parts together to make a word.



**/f/ + ish =**

.....

**Teacher:** I'm going to say a word with 2 parts.  
Put the parts together to make a word.

**/l/ + ate =**

*Phonological Awareness Warm-Ups*





**Teacher:** I'm going to say an ending part (rime).  
Tell me a sound (onset) we could put in front of it to make a word.



/\_\_ /+ and =

Is there another word we could make?

Possible sounds: /b/ /h/ /l/ /s/

Phonological Awareness Warm-Ups



**Teacher:** I'm going to say an ending part (rime).  
Tell me a sound (onset) we could put in front of it to make a word.



/\_\_ /+ et =

Is there another word we could make?

Possible sounds: /b/ /g/ /j/ /l/ /m/ /n/ /s/ /w/

Phonological Awareness Warm-Ups



**Teacher:** I'm going to say an ending part (rime).  
Tell me a sound (onset) we could put in front of it to make a word.



/\_\_ /+ ish =

Is there another word we could make?

Possible sounds: /d/ /f/ /w/

Phonological Awareness Warm-Ups



**Teacher:** I'm going to say an ending part (rime).  
Tell me a sound (onset) we could put in front of it to make a word.



/\_\_ /+ ate =

Is there another word we could make?

Possible sounds: /d/ /f/ /g/ /l/ /m/ /r/

Phonological Awareness Warm-Ups





**Teacher:** I'm going to say an ending part (rime).  
Tell me a sound (onset) we could put in front of it to make a word.



/\_\_ /+ ope =

Is there another word we could make?

Possible sounds: /h/ /n/ /p/ /r/ \*/s/

Phonological Awareness Warm-Ups



**Teacher:** I'm going to say an ending part (rime).  
Tell me a sound (onset) we could put in front of it to make a word.



/\_\_ /+ un =

Is there another word we could make?

Possible sounds: /b/ \*/d/ /f/ /g/ /n/ /p/ /r/ /s/ \*/w/

Phonological Awareness Warm-Ups



**Teacher:** I'm going to say an ending part (rime).  
Tell me a sound (onset) we could put in front of it to make a word.



/\_\_ /+ art =

Is there another word we could make?

Possible sounds: /d/ \*/h/ /p/ /st/ /t/

Phonological Awareness Warm-Ups



**Teacher:** I'm going to say an ending part (rime).  
Tell me a sound (onset) we could put in front of it to make a word.



/\_\_ /+ ake =

Is there another word we could make?

Possible sounds: /b/ /c/ /f/ /l/ /m/ /r/ /t/ /br/ /st/

Phonological Awareness Warm-Ups





**Teacher:** I'm going to say 3 sounds (phonemes).  
Put the sounds together to make a word.



**/s/ + /ŏ/ + /k/ =** (sock)



**Teacher:** I'm going to say 3 sounds (phonemes). Put  
the sounds together to make a word.

**/t/ + /ō/ + /d/ =** (toad)

*Phonological Awareness Warm-Ups*



**Teacher:** I'm going to say 3 sounds (phonemes).  
Put the sounds together to make a word.



**/b/ + /ă/ + /k/ =** (back)



**Teacher:** I'm going to say 3 sounds (phonemes). Put  
the sounds together to make a word.

**/f/ + /ē/ + /t/ =** (feet)

*Phonological Awareness Warm-Ups*



**Teacher:** I'm going to say 3 sounds (phonemes).  
Put the sounds together to make a word.



**/p/ + /ŭ/ + /k/ =** (puck)



**Teacher:** I'm going to say 3 sounds (phonemes). Put  
the sounds together to make a word.

**/b/ + /ē/ + /d/ =** (bead)

*Phonological Awareness Warm-Ups*



**Teacher:** I'm going to say 3 sounds (phonemes).  
Put the sounds together to make a word.



**/n/ + /ī/ + /s/ =** (nice)




**Teacher:** I'm going to say 3 sounds (phonemes). Put  
the sounds together to make a word.

**/ch/ + / ē / + /z/ =** (cheese)

*Phonological Awareness Warm-Ups*



○ **Teacher:** I'm going to say 4 sounds (phonemes). Put the sounds together to make a word. 

**/m/ + /ĭ/ + /n/ + /t/ =** (mint)




**Teacher:** I'm going to say 4 sounds (phonemes). Put the sounds together to make a word.

**/ch/ + /ě/ + /s/ + /t/ =** (chest)

*Phonological Awareness Warm-Ups*



○ **Teacher:** I'm going to say 4 sounds (phonemes). Put the sounds together to make a word. 

**/p/ + /ö/ + /n/ + /d/ =** (pond)




**Teacher:** I'm going to say 4 sounds (phonemes). Put the sounds together to make a word.

**/s/ + /l/ + /ē/ + /p/ =** (sleep)

*Phonological Awareness Warm-Ups*



○ **Teacher:** I'm going to say 4 sounds (phonemes). Put the sounds together to make a word. 

**/d/ + /ŭ/ + /m/ + /p/ =** (dump)




**Teacher:** I'm going to say 4 sounds (phonemes). Put the sounds together to make a word.

**/s/ + /l/ + /ī/ + /s/ =** (slice)

*Phonological Awareness Warm-Ups*



○ **Teacher:** I'm going to say 4 sounds (phonemes). Put the sounds together to make a word. 

**/t/ + /r/ + /ī/ + /b/ =** (tribe)



**Teacher:** I'm going to say 4 sounds (phonemes). Put the sounds together to make a word.

**/d/ + /r/ + /ī/ + /v/ =** (drive)

*Phonological Awareness Warm-Ups*





**Teacher:** I'm going to say 5 sounds (phonemes).  
Put the sounds together to make a word.



**/p/ + /l/ + /ă/ + /n/ + /t/ =** (plant)  
●●●●●●●●●●

**Teacher:** I'm going to say 5 sounds (phonemes). Put  
the sounds together to make a word.

**/s/ + /l/ + /ě/ + /p/ + /t/ =** (slept)

*Phonological Awareness Warm-Ups*



**Teacher:** I'm going to say 5 sounds (phonemes).  
Put the sounds together to make a word.



**/f/ + /r/ + /ǒ/ + /s/ + /t/ =** (frost)  
●●●●●●●●●●

**Teacher:** I'm going to say 5 sounds (phonemes). Put  
the sounds together to make a word.

**/s/ + /t/ + /r/ + /ē/ + /m/ =** (stream)

*Phonological Awareness Warm-Ups*



**Teacher:** I'm going to say 5 sounds (phonemes).  
Put the sounds together to make a word.



**/c/ + /r/ + /ǔ/ + /n/ + /ch/ =** (crunch)  
●●●●●●●●●●

**Teacher:** I'm going to say 5 sounds (phonemes). Put  
the sounds together to make a word.

**/s/ + /t/ + /r/ + /ī/ + /p/ =** (stripe)

*Phonological Awareness Warm-Ups*



**Teacher:** I'm going to say 5 sounds (phonemes).  
Put the sounds together to make a word.



**/s/ + /c/ + /r/ + /ā/ + /p/ =** (scrape)  
●●●●●●●●●●

**Teacher:** I'm going to say 5 sounds (phonemes). Put  
the sounds together to make a word.

**/b/ + /l/ + /ǒ/ + /n/ + /d/ =** (blond)

*Phonological Awareness Warm-Ups*





**Teacher:** I'm going to say a word. I want you to take away a part of the word and say what is left.



**heart** - /h/ = ..... (art)

**Teacher:** I'm going to say a word. I want you to take away a part of the word and say what is left.

**shark** - /sh/ = ..... (ark)

*Phonological Awareness Warm-Ups*



**Teacher:** I'm going to say a word. I want you to take away a part of the word and say what is left.



**beak** - /k/ = ..... (bee)

**Teacher:** I'm going to say a word. I want you to take away a part of the word and say what is left.

**towel** - /t/ = ..... (towel)

*Phonological Awareness Warm-Ups*



**Teacher:** I'm going to say a word. I want you to take away a part of the word and say what is left.



**seed** - /d/ = ..... (see)

**Teacher:** I'm going to say a word. I want you to take away a part of the word and say what is left.

**leg** - /l/ = ..... (egg)

*Phonological Awareness Warm-Ups*



**Teacher:** I'm going to say a word. I want you to take away a part of the word and say what is left.



**gold** - /g/ = ..... (old)

**Teacher:** I'm going to say a word. I want you to take away a part of the word and say what is left.

**pear-** /p/ = ..... (air)

*Phonological Awareness Warm-Ups*





**Teacher:** I'm going to say a word. I want you to take away a part of the word and say what is left.



**boat** - /t/ = ..... (bow)

**Teacher:** I'm going to say a word. I want you to take away a part of the word and say what is left.

**tie** - /t/ = ..... (eye)

*Phonological Awareness Warm-Ups*



**Teacher:** I'm going to say a word. I want you to take away a part of the word and say what is left.



**flip** - /f/ = ..... (lip)

**Teacher:** I'm going to say a word. I want you to take away a part of the word and say what is left.

**jam** - /j/ = ..... (am)

*Phonological Awareness Warm-Ups*



**Teacher:** I'm going to say a word. I want you to take away a part of the word and say what is left.



**train** - /n/ = ..... (tray)

**Teacher:** I'm going to say a word. I want you to take away a part of the word and say what is left.

**sleep** - /l/ = ..... (leap)

*Phonological Awareness Warm-Ups*



**Teacher:** I'm going to say a word. I want you to take away a part of the word and say what is left.



**brain** - /b/ = ..... (rain)

**Teacher:** I'm going to say a word. I want you to take away a part of the word and say what is left.

**slam** - /s/ = ..... (lamb)

*Phonological Awareness Warm-Ups*





**Teacher:** I'll say a word. Then I'm going to ask you to add a sound to the BEGINNING and say the new word.



**"Add /s/ to the beginning of top." (stop)**



**Teacher:** I'll say a word. Then I'm going to ask you to add a sound to the BEGINNING and say the new word.

**"Add /g/ to the beginning of rain." (grain)**

*Phonological Awareness Warm-Ups*



**Teacher:** I'll say a word. Then I'm going to ask you to add a sound to the BEGINNING and say the new word.



**"Add /s/ to the beginning of key." (ski)**



**Teacher:** I'll say a word. Then I'm going to ask you to add a sound to the BEGINNING and say the new word.

**"Add /k/ to the beginning of lamp." (clamp)**

*Phonological Awareness Warm-Ups*



**Teacher:** I'll say a word. Then I'm going to ask you to add a sound to the BEGINNING and say the new word.



**"Add /s/ to the beginning of trap." (strap)**



**Teacher:** I'll say a word. Then I'm going to ask you to add a sound to the BEGINNING and say the new word.

**"Add /b/ to the beginning of lock." (block)**

*Phonological Awareness Warm-Ups*



**Teacher:** I'll say a word. Then I'm going to ask you to add a sound to the BEGINNING and say the new word.



**"Add /s/ to the beginning of wing." (swing)**



**Teacher:** I'll say a word. Then I'm going to ask you to add a sound to the BEGINNING and say the new word.

**"Add /s/ to the beginning of nail." (snail)**

*Phonological Awareness Warm-Ups*





**Teacher:** I'll say a word. Then I'm going to ask you to add a sound to the END and say the new word.



**"Add /t/ to the end of star."** (start)



**Teacher:** I'll say a word. Then I'm going to ask you to add a sound to the END and say the new word.

**"Add /d/ to the end of toe."** (toad)

*Phonological Awareness Warm-Ups*



**Teacher:** I'll say a word. Then I'm going to ask you to add a sound to the END and say the new word.



**"Add /d/ to the end of bee."** (bead)



**Teacher:** I'll say a word. Then I'm going to ask you to add a sound to the END and say the new word.

**"Add /k/ to the end of bar."** (bark)

*Phonological Awareness Warm-Ups*



**Teacher:** I'll say a word. Then I'm going to ask you to add a sound to the END and say the new word.



**"Add /d/ to the end of goal."** (gold)



**Teacher:** I'll say a word. Then I'm going to ask you to add a sound to the END and say the new word.

**"Add /t/ to the end of ten."** (tent)

*Phonological Awareness Warm-Ups*



**Teacher:** I'll say a word. Then I'm going to ask you to add a sound to the END and say the new word.



**"Add /d/ to the end of car."** (card)




**Teacher:** I'll say a word. Then I'm going to ask you to add a sound to the END and say the new word.

**"Add /s/ to the end of for."** (force)

*Phonological Awareness Warm-Ups*



○ **Teacher:** I'll say a word. Then I'm going to ask you to replace a sound. Say the new word. 

**"Run. Replace the /r/ with /f/." (fun)**




**Teacher:** I'll say a word. Then I'm going to ask you to replace a sound. Say the new word.

**"Pet. Replace the /t/ with /n/." (pen)**

*Phonological Awareness Warm-Ups*



○ **Teacher:** I'll say a word. Then I'm going to ask you to replace a sound. Say the new word. 

**"Deep. Replace the /p/ with /r/." (deer)**




**Teacher:** I'll say a word. Then I'm going to ask you to replace a sound. Say the new word.

**"Sand. Replace the /s/ with /b/." (band)**

*Phonological Awareness Warm-Ups*



○ **Teacher:** I'll say a word. Then I'm going to ask you to replace a sound. Say the new word. 

**"Dance. Replace the /d/ with /ch/." (chance)**




**Teacher:** I'll say a word. Then I'm going to ask you to replace a sound. Say the new word.

**"Shirt. Replace the /sh/ with /d/." (dirt)**

*Phonological Awareness Warm-Ups*



○ **Teacher:** I'll say a word. Then I'm going to ask you to replace a sound. Say the new word. 

**"Money. Replace the /m/ with /h/." (fun)**



**Teacher:** I'll say a word. Then I'm going to ask you to replace a sound. Say the new word.

**"Round. Replace the /r/ with /s/." (sound)**

*Phonological Awareness Warm-Ups*



# MORE RESOURCES YOU MIGHT ALSO BE INTERESTED IN

**R-Controlled Vowels**  
Hands-on Phonemic Awareness

70 Clip Cards

**SYLLABLES**  
Phonemic Awareness  
Multisyllabic Words - K-2nd Grade

60 CLIP CARDS

**Morning Work**  
180 DAYS | MATH & ELA

2nd Grade Skills

**Nonfiction Text Features**  
15 Text Features Explained & Examples

Interactive Notebook

**GRADE 2-3 Cite Text Evidence Set 1**

PRINTABLE

Interactive

**Life Cycle of Pumpkins**  
Project Based Learning

Interactive Poster

Lift & Learn

**Say It In Your Own Words**

32 PARAPHRASING TASK CARDS

**More Than Anything Else**  
Book Companion  
Questions - Flip Book - Activities - Lesson Plans

Beyond the Read Aloud

**How-To Make S'MORES**  
A Sequence Writing Activity

Differentiate



# Terms of Use

I hope you find this resource beneficial in your classroom.

**Please remember that these activities are for just you and your students.**

If you would like a copy of this product for more than one teacher, please [download additional licenses](#), available at a great discounted price.

Electronic distribution is limited to **SINGLE classroom use only**. Do not post this product electronically in ANY form.

Do not copy or sell any part of this product. To do so violates the Digital Millennium Copyright Act.

**All rights reserved by Alison Monk – The Literacy Garden LLC**

## **You may not:**

- Share with other teachers without purchasing additional licenses.
- Upload this file to the internet or place on a website
- Copy or modify any part of this product to offer to others for free or for sale.
- Sell any part of this resource and claim it as your own

*Thank you for honoring and following the terms of this purchase!*



# Credits

These talented designers create the adorable artwork and fonts I use :

